

# Homewood

## Care Home report

**Methodist Homes (MHA)**

**Your Care Rating 2019/20**

*The report is based on responses to the Your Care Rating (YCR) surveys as follows:*

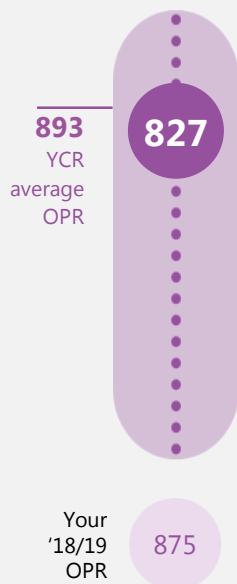
*17 responses from residents*

# Homewood

Your Care Rating  
2019/2020 survey

## Overall Performance Rating & Theme Scores

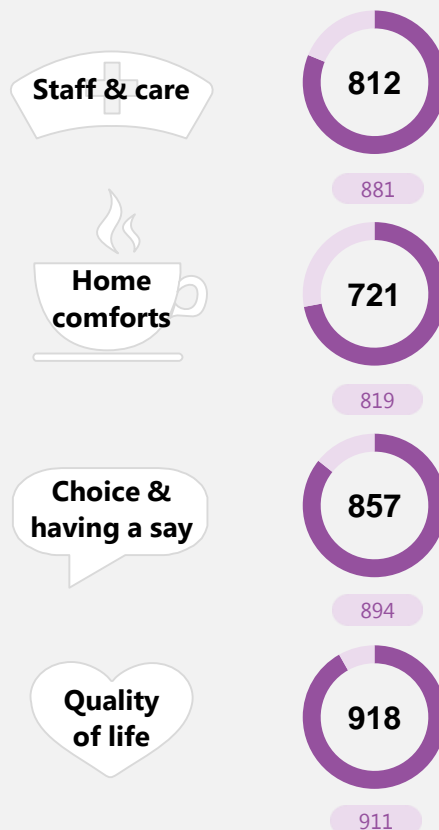
### Overall Performance Rating



### Key Indicators



### Theme Scores



The Overall Performance Rating (OPR) and theme scores are out of 1000. The OPR is based on the theme scores.

### Net Promoter Score



The percent of respondents likely to recommend their care home as 9 or 10 out of 10, minus the percent likely to recommend it as 0 to 6 out of 10

# Homewood

Your Care Rating  
2019/2020 survey

## Comparisons by regulatory themes

This page presents results for this care home in alignment with regulatory themes (informed by the inspection framework introduced by CQC in England). These results reflect the views of residents. They do not reflect results of regulator inspections or reports (nor are they endorsed by any of the national regulators covering England, Wales, Scotland and Northern Ireland).

### Treated with kindness

100



### Privacy is respected by staff

94



### Staff have time to talk

81



### Caring



### Responsive



94

Can have visits  
when wanted

88

Can speak to  
senior staff

93

Can choose when to  
get up/go to bed

100

Can have own  
things around them

100

Can take part in  
hobbies

Residents' survey –  
% strongly/tend to agree




# Homewood

Your Care Rating  
2019/2020 survey

## Comparisons by regulatory themes

This page presents results for this care home in alignment with regulatory themes (informed by the inspection framework introduced by CQC in England). These results reflect the views of residents. They do not reflect results of regulator inspections or reports (nor are they endorsed by any of the national regulators covering England, Wales, Scotland and Northern Ireland).



100

Clean and tidy home



100

Safe and secure place to live

Safe



Effective



Staff capable of  
providing care

93



Able to get out  
into garden area

93



Menu offers a  
good variety

40



Good quality  
food

53

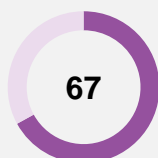


Good laundry  
service

85

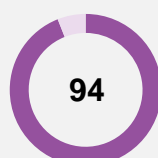


Happy with access to  
doctors/nurses



67

Happy with the way staff deal with  
complaints or concerns



94

Well led



# Theme: Staff & care

Residents'

Theme score  
'19/20

812

YCR average

892

Change since  
'18/19

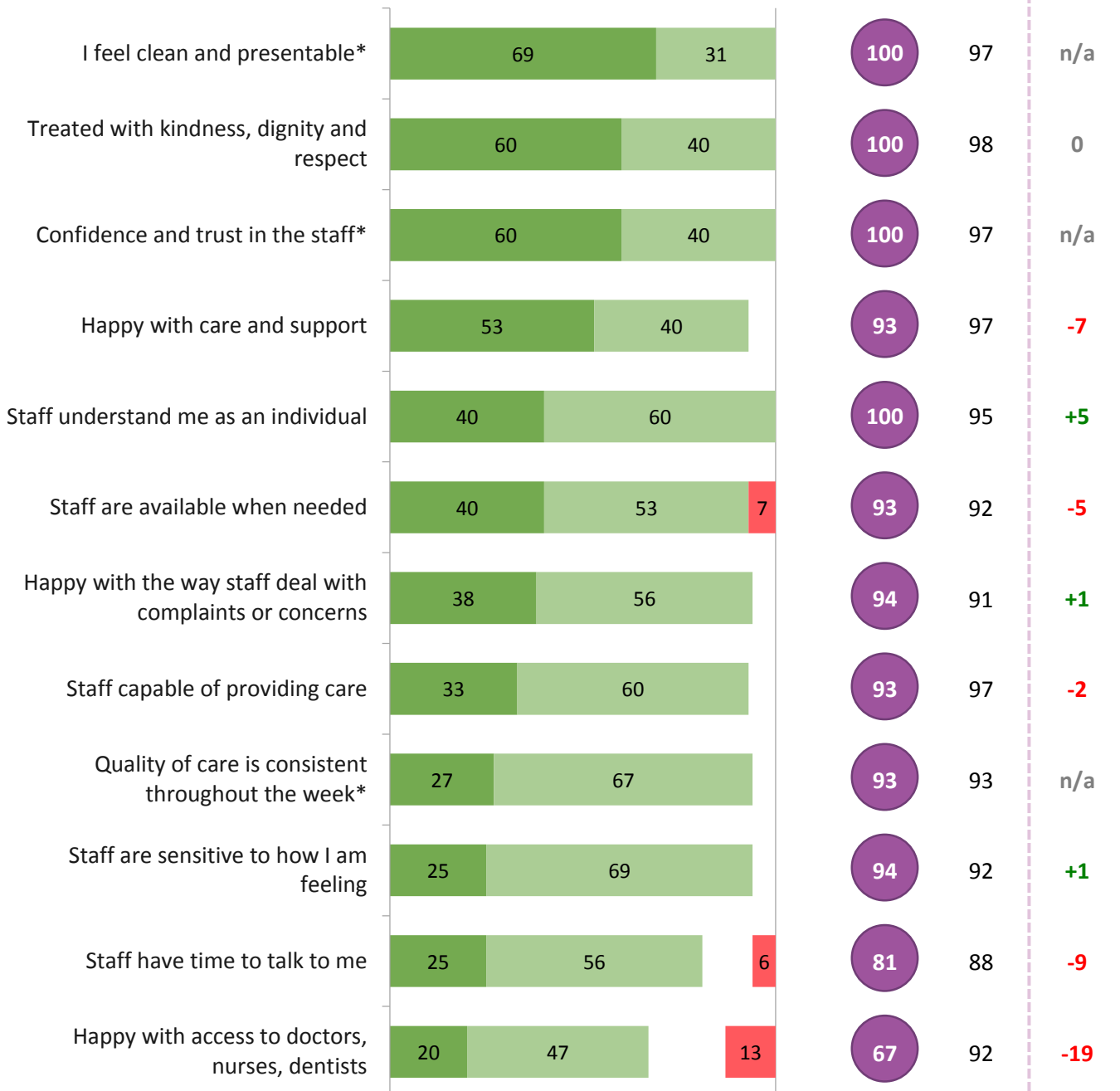
-69

Total Agree (%)

Total  
'19/20

YCR  
average

Change  
since  
'18/19



■ % Strongly agree ■ % Tend to agree ■ % Total disagree (% Strongly / Tend to disagree)

\*New question added to Residents' survey in 2019 – statement does not contribute to OPR and Theme score calculations

# Theme: Home comforts

Residents'

Theme score  
'19/20

721

YCR average

870

Change since  
'18/19

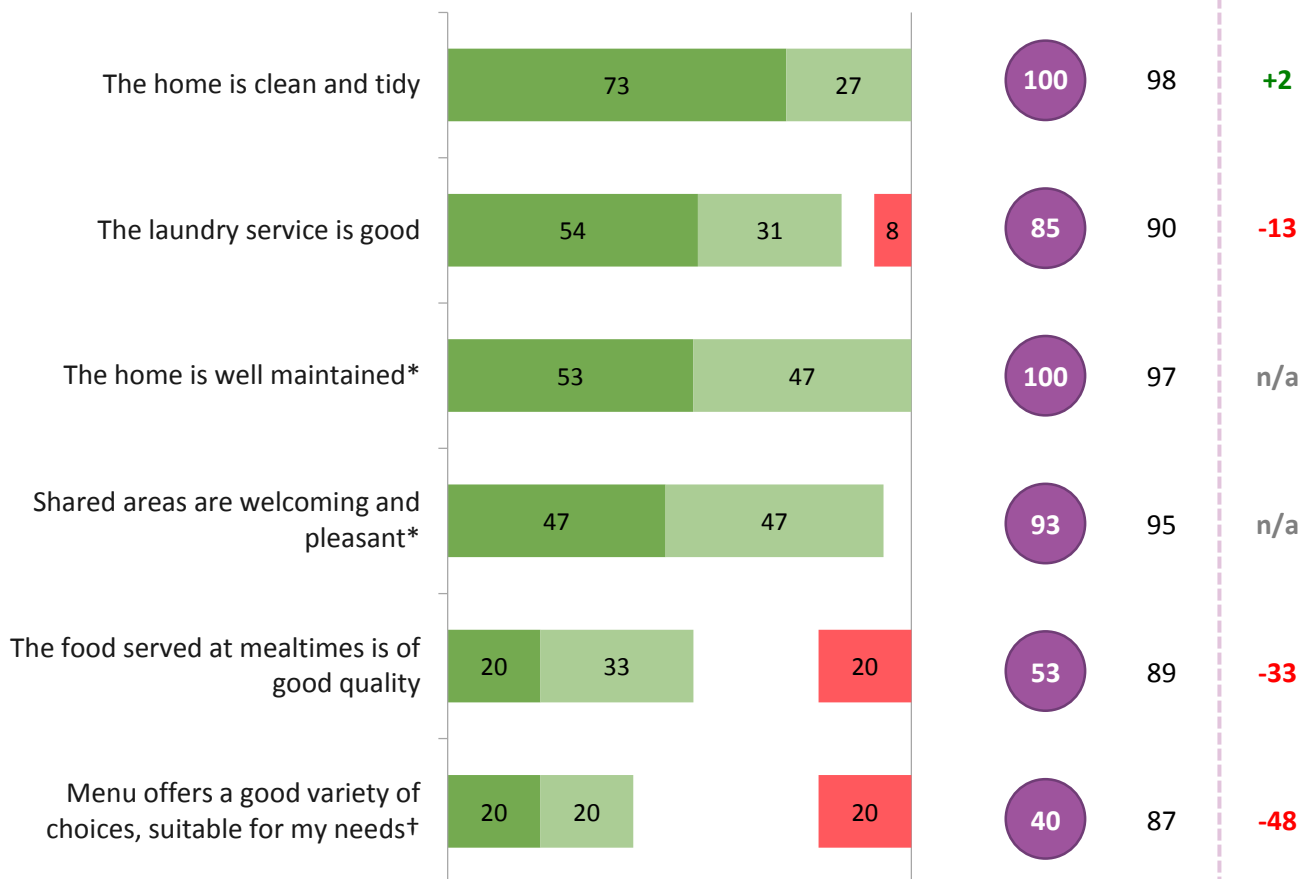
-98

Total Agree (%)

Total  
'19/20

YCR  
average

Change  
since  
'18/19



■ % Strongly agree ■ % Tend to agree ■ % Total disagree (% Strongly / Tend to disagree)

† Question wording changed in 2019, trends should be treated with caution (see explanatory notes for changes to question wording)

\*New question added to Residents' survey in 2019 – statement does not contribute to OPR and Theme score calculations

# Theme: Choice & having a say

Residents'

Theme score  
'19/20

857

YCR average

883

Change since  
'18/19

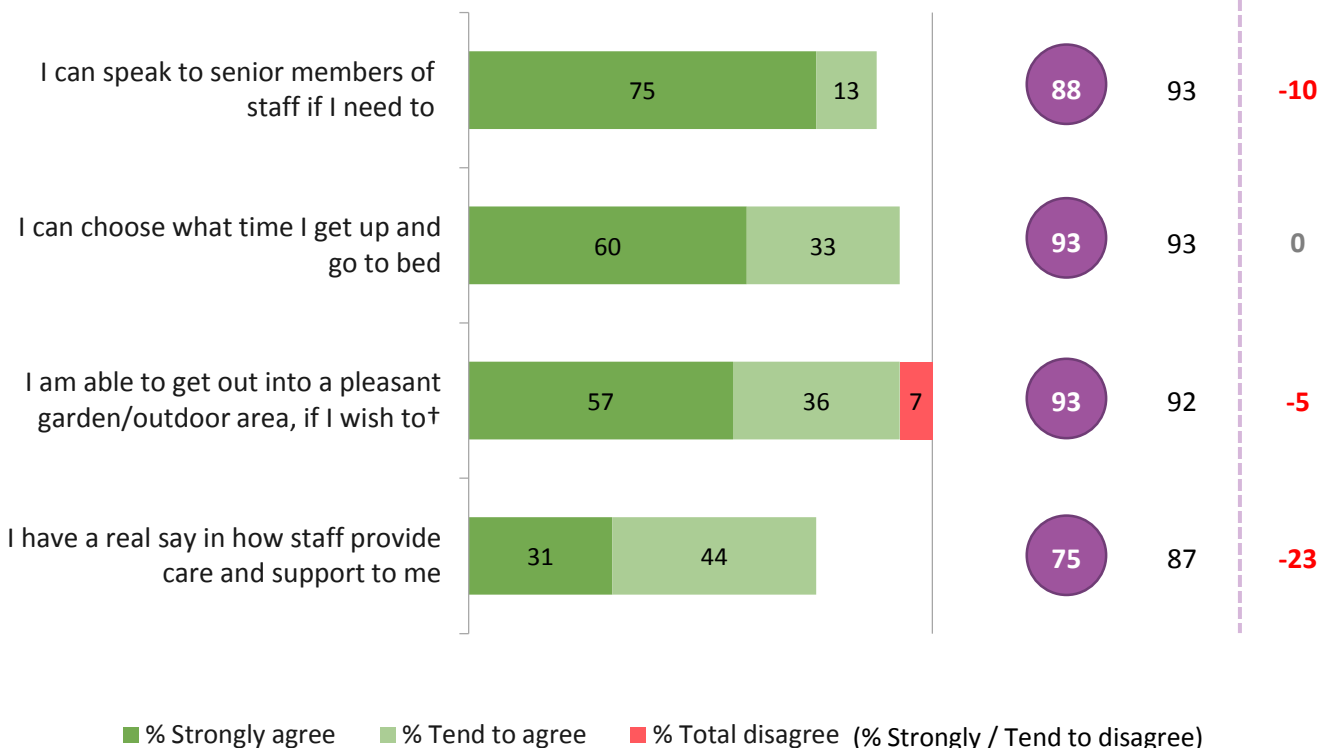
-37

Total Agree (%)

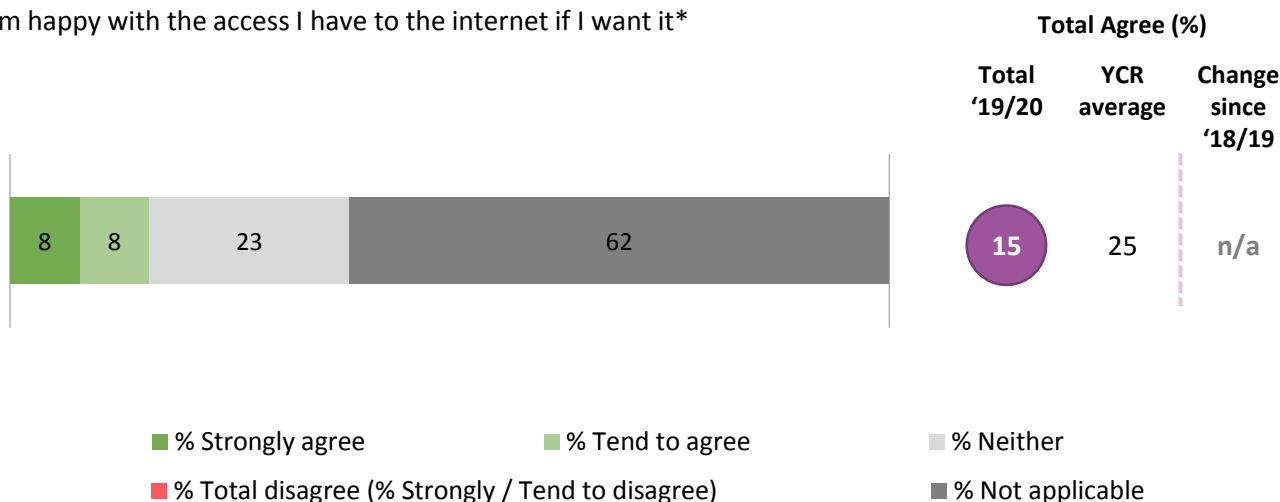
Total  
'19/20

YCR  
average

Change  
since  
'18/19



I am happy with the access I have to the internet if I want it\*



# Theme: Quality of life

Residents'

Theme score  
'19/20

918

YCR average

938

Change since  
'18/19

+7

Total Agree (%)

Total  
'19/20

YCR  
average

Change  
since  
'18/19

I can have enough of my own things around me

75

25

100

97

0

I can take part in activities/hobbies if I want to

75

25

100

95

+5

I can have visitors when I want to

75

19

94

99

-6

This home is a safe and secure place to live

63

38

100

98

0

I am able to spend my time as I want, doing things I enjoy\*

63

38

100

95

n/a

My privacy is respected by staff†

56

38

94

97

-4

There is a family feel in this home\*

27

40

7

67

90

n/a

■ % Strongly agree ■ % Tend to agree ■ % Total disagree (% Strongly / Tend to disagree)

Never lonely (%)

How often, if ever, do you feel lonely? \*

Total  
'19/20

YCR  
average

Change  
since  
'18/19

19

31

31

19

19

30

n/a

■ % Never ■ % Hardly ever ■ % Occasionally ■ % Sometimes ■ % Often / Always



† Question wording changed in 2019, trends should be treated with caution (see explanatory notes for changes to question wording)

\*New question added to Residents' survey in 2019 – statement does not contribute to OPR and Theme score calculations





# Explanatory notes

Your Care Rating is conducted on behalf of care home providers by leading market research organisation, Ipsos MORI. It covers care homes that primarily serve older people (aged 65+). However, where younger adults live in such care homes, they are also included.

Overall, 14 care home providers participated in the Your Care Rating Residents' survey in 2019/20. A total of 7,633 residents took part in the survey across 362 care homes. The survey was conducted from early September to late October 2019. Results for Your Care Rating Family and Friends' survey 2019/20 are available for 7 providers, covering 280 care homes. A total of 4,194 family members and friends of residents took part in the survey. Fieldwork took place in October and November 2019, with responses completed online or using a paper-based questionnaire. Trend data is shown for care homes that took part in 2018/19 (receiving 5 or more responses).

This home report provides a breakdown of results for:

## Homewood

Results are based on:

### 17 responses from residents

Results based on a small number of responses should be treated with caution.

Results are presented across a range of aspects asked about in the Your Care Rating survey (such as the quality of food and availability of staff). In addition, an Overall Performance Rating (OPR) and four Theme scores are presented.

The OPR is derived from the survey results using rigorous statistical methods, and is designed to be easily accessible to a range of audiences. The OPR is calculated based on the four Theme scores, which themselves are calculated based on results for individual aspects. In order to enable comparison of the Theme and OPR scores between the Family & Friends' and the Residents' surveys, only questions which are comparable across both surveys are included in the calculation of these scores.

Scores for questions suffixed with an asterisk are not included in Theme score or OPR calculations. Further information about the OPR and Theme scores can be found at [www.yourcarerating.org](http://www.yourcarerating.org).

For practical reasons, the wording of some questions has been shortened for this report. Please refer to the survey questionnaire for the full question wording. Ahead of this year's survey, changes were made to the questionnaire for residents: the wording of three questions was tweaked, nine questions were added, and two questions were deleted. Trend data are not available for new questions.

Throughout this report, benchmark figures have been provided ('YCR average'), showing the average score for the survey. Benchmarks are based on results of care homes achieving at least 5 responses for any individual attribute.

Year-on-year variations in the YCR average are affected by the number, size and performance of the providers taking part in the surveys each year.

Please note the following technical details:

- OPR and theme scores are shown out of a possible total of 1,000.
- Percentage scores are shown out of 100.
- Net Promoter Score (NPS) is the percentage of respondents rating their likelihood to recommend the care home to friends and family as 9 or 10 out of 10, minus the percentage rating their likelihood to recommend the care home as 0 to 6 out of 10 (e.g. if 50 of respondents answer 9 or 10, and 30 answer 0 to 6, the NPS is +20).
- Data are unweighted.
- Responses are shown for all valid responses (excluding blank responses to questions).
- Where figures do not add up to 100, this is due to computer rounding, or because the percentage scores for 'don't know' and 'neither agree nor disagree' are not shown.
- Where no data is shown next to a statement, it is likely to be because all respondents chose the codes 'neither agree nor disagree' or 'don't know', which are not shown on the charts.
- Combined figures are based on the constituent parts (e.g. agree = strongly agree + tend to agree). These figures are also subject to the effect of rounding.
- An asterisk indicates a score less than 0.5, but greater than zero.



For further information visit [www.yourcarerating.org](http://www.yourcarerating.org)

By taking part in the Your Care Rating survey, care providers are demonstrating very tangibly their commitment to:

- Hearing the views of residents, family members and friends
- Improving further the quality of their services

To recognise this, Your Care Rating will allow them to use the Quality Mark.